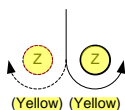
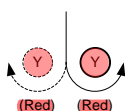
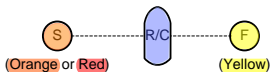
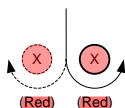
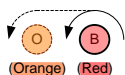
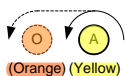


## CYC Buoy Course Marks (position relative to R/C)

Please note that the Sailing Instructions for a particular race may use modified or different mark descriptions than described here.

Intended  
Wind  
Direction  
↓



Key	
	Typically starting mark, may be rounding or finishing mark
	Weather rounding mark When signaled after a weather mark, offset rounding mark near that weather mark
	Typically finishing mark, may be rounding or starting mark
	Gybe rounding mark
	Leeward rounding mark, may be port gate if starboard gate mark present If present, leeward rounding mark starboard gate
	Typically finishing mark, may be rounding or starting mark
(Color)	Mark color shown under mark on diagram
	Race committee signal boat in position as a mark
	Typical rounding direction
	Rounding course with optional weather offset mark
	Alternative rounding course with optional leeward gate mark

The course diagram for buoy course marks shows the general orientation of the race committee signal boat ("R/C"), other marks (identified by the letters S, A, B, C, O, G, X, Y, Z and F), and the intended wind direction. All marks other than the race committee signal boat are inflatable buoys. Positions are approximate and the diagram is not to scale.

Notes:

- S** When a starting mark for a downwind start, may be on either side of the race committee signal boat